



Summary Feedback

(Combined feedback broadcasted at multiple times during last week)

PRE - RECORDED ST1-ST4 Teaching Programme 2024

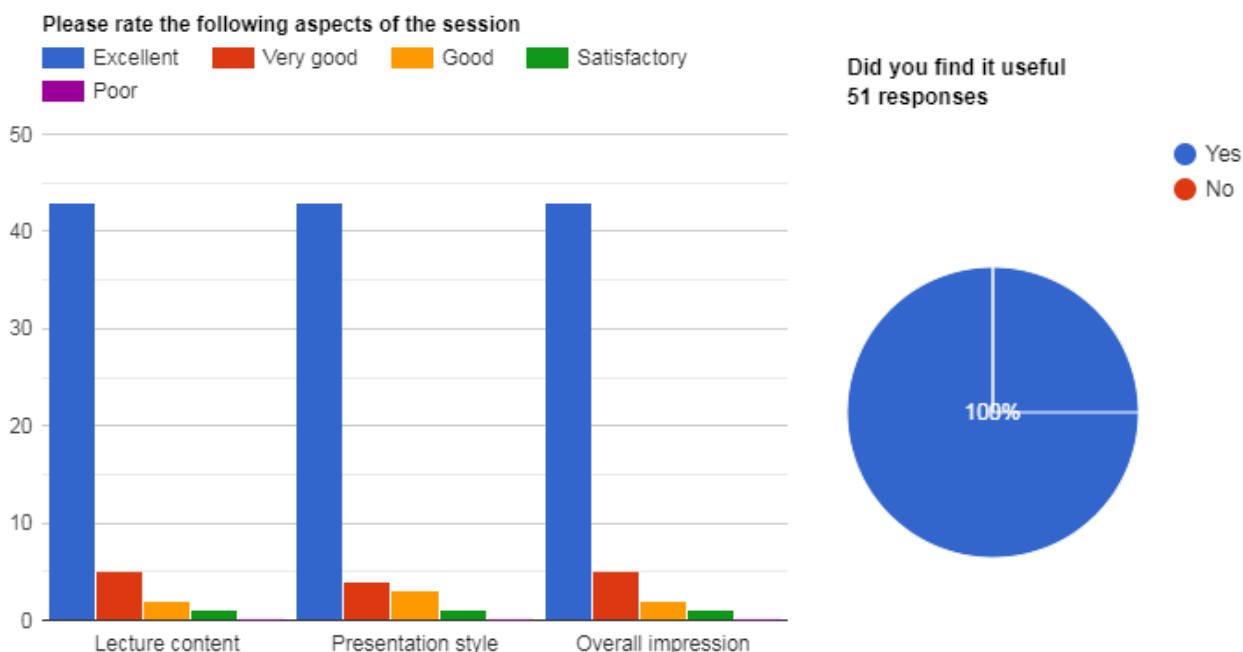
MSK - MRI for FRCR 2B

(a) How to report spine Part II (b) Exam cases viva (6th & 7th April 2024)

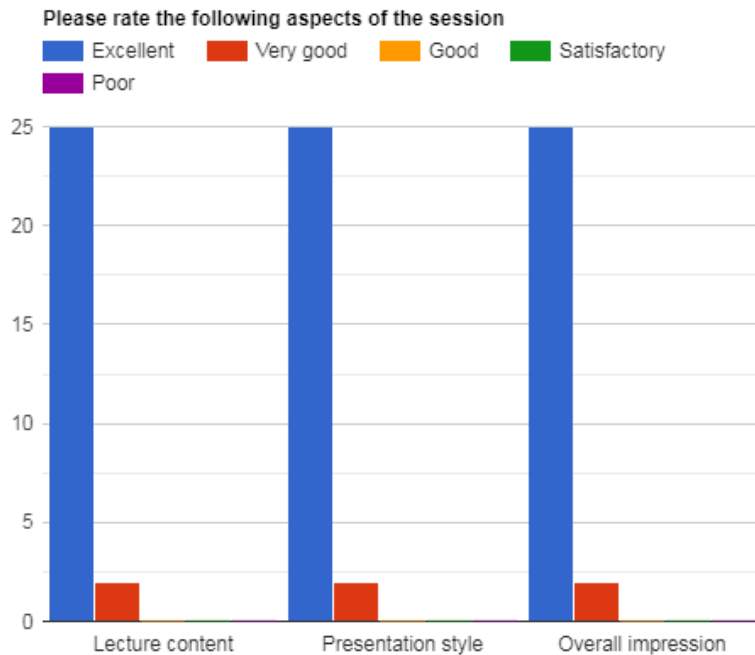
Lecturers: Sajid Butt & Sami Khan

Summary Points:

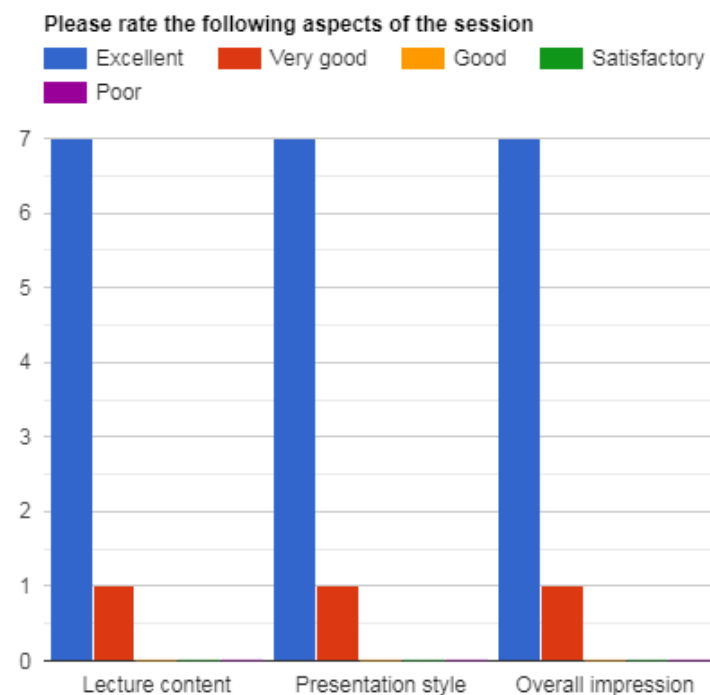
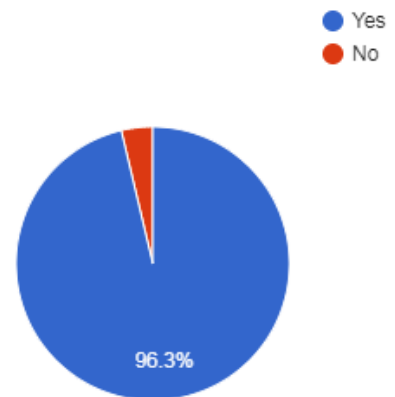
- Total Attendees: 310 from 25 Countries (Algeria, Egypt, Hong Kong, India, Indonesia, Iraq, Kenya, Malaysia, Nepal, Nigeria, Oman, Pakistan, Poland, Saudi Arabia, Singapore, South Africa, Sri Lanka, Sudan, Swaziland, Türkiye, UAE, UK, Yemen, Zambia, Zimbabwe).
- Total duration: 3 hours (each session broadcasted multiple times)
- Total feedback received from 86 participants, from three different broadcasts



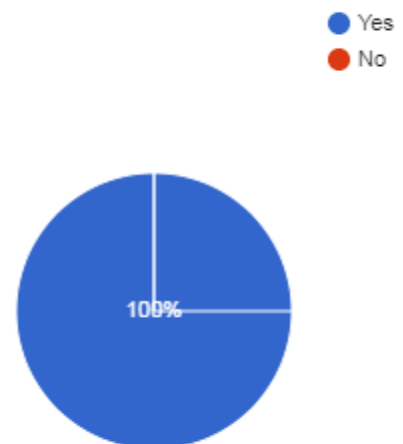
MSK - MRI for FRCR 2B (a) How to report spine Part II (b) Exam cases viva



Did you find it useful
27 responses



Did you find it useful
8 responses



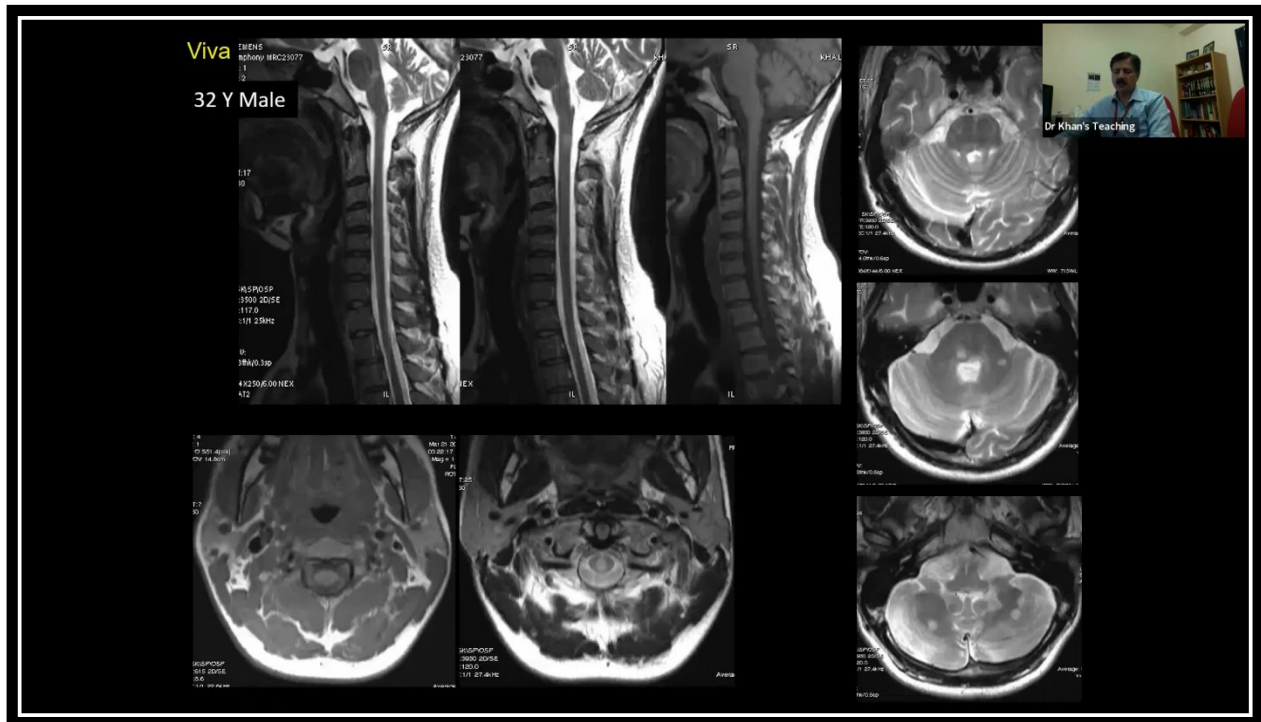
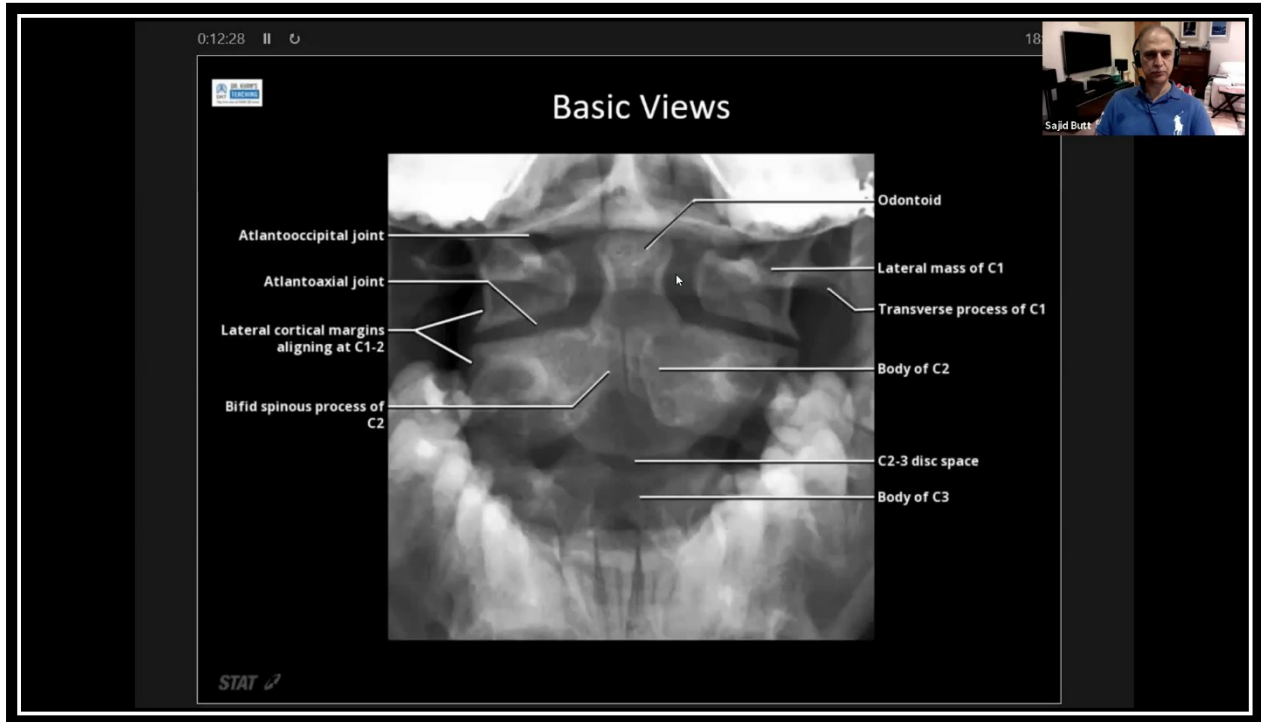
Testimonials

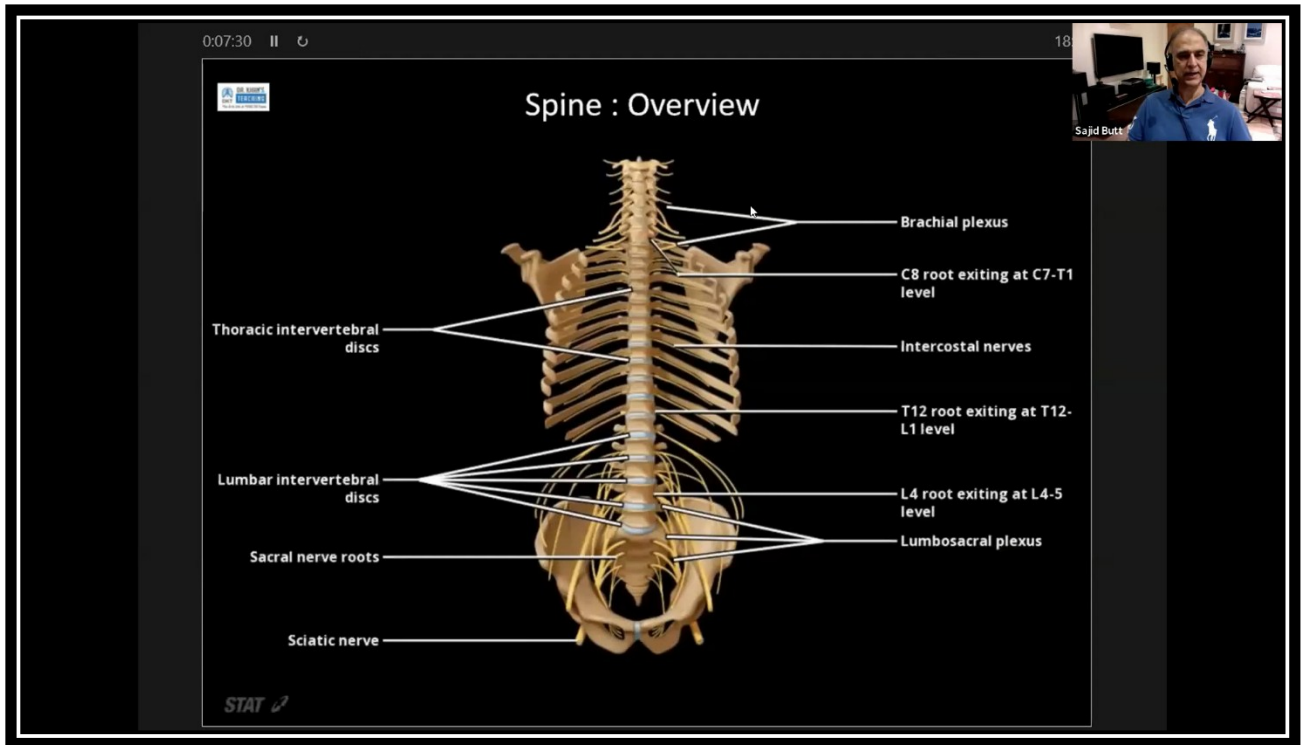
- Excellent, wish had seen this as ST1 (UK).
- Life saver for people like me having very little time for self-study (Pakistan).
- I liked the anatomy and clinical aspects. The teacher taught with very clear language, it was very easy to hear, understand and follow his teachings (Nigeria).
- The detailed anatomy of spine by Dr Butt was excellent (Pakistan).

MSK - MRI for FRCR 2B (a) How to report spine Part II (b) Exam cases viva

- Excellent teaching today - thank you (UK).
- Very structured teaching with lots of examples (China).
- The approach to an intra-spinal mass was nicely taught (Kenya).
- Excellent teaching. Thank you (Malaysia).
- Excellent cases and teaching (South Africa).
- Great anatomy revision (UK).
- Conceptual teaching (India).
- Presented very well (Pakistan).
- Amazing cases with well elaborated discussion (Pakistan).
- Very good teaching exercise (Pakistan).
- Marvelous (Nepal).
- Very good lecture with good cases (India).
- Great knowledge (Pakistan).
- It was perfect (UAE).
- Already excellent (Indonesia).
- Cases were the best (India).
- All aspects were useful (Pakistan).
- Very clear, detailed explanation (Egypt).
- Excellent cases (India).
- I found the teachings most useful (India).
- All aspects were useful (UK).
- Very good description and concepts, excellent exam cases (Pakistan).
- All aspects were useful (Nigeria).
- Very informative (Sri Lanka).
- The entire lecture was useful (India).
- I liked the practice session (Nigeria).
- Comprehensive, practical knowledge (Iraq).
- I loved the viva teachings and anatomy understanding (Pakistan).
- Excellent teaching (Iraq).
- Excellent (Pakistan).
- Perfect (Pakistan).
- All nice (India).
- Exceptional as always (Pakistan).
- Excellent case discussions (UK).
- Very interesting and educative cases (UAE).
- Excellent teaching (Malaysia).

MSK - MRI for FRCR 2B (a) How to report spine Part II (b) Exam cases viva





=====XX=====XX=====